

**Players - Overall [Abbreviated]**

**2023/2024**

**Men's Under 19s**

Last update • 08/01/2024

© www.polishfootballalmanac.net

	DEN	SWE	MKD	KAZ	GER													T	TT	T%
Marcel Mendes-Dudziński	90	0	0	90	90													270	450	60%
Antoni Mikułko	0	90	90	0	0													180	450	40%
Jakub Rajczykowski	0	0	0	0	0													0	450	0%
Tommaso Guercio	67	5	90	0	2													164	450	36%
Dominik Kobus	23	85	0	0	0													108	450	24%
Filip Luberecki	67	5	62	0	0													134	450	30%
Levis Pitan	78	5	90	90	90													353	450	78%
Michał Rosiak	45	69	90	30	61													295	450	66%
Bartosz Tomaszewski	67	21	0	90	90													268	450	60%
Jan Ziółkowski	12	69	90	0	0													171	450	38%
Norbert Barczak	23	85	0	90	88													286	450	64%
Szymon Bartlewicz	0	0	13	30	2													45	450	10%
Dawid Drachal	67	63	77	60	90													357	450	79%
Karol Dziedzic	45	21	0	0	0													66	450	15%
Maksymilina Dziuba	0	0	45	60	61													166	450	37%
Wiktor Gromek	23	45	0	0	0													68	450	15%
Marcel Kalemba	57	27	0	60	90													234	450	52%
Olaf Kozłowski	12	63	0	0	0													75	450	17%
Jakub Lewicki	23	85	28	90	90													316	450	70%
Kacper Masiak	23	45	0	0	0													68	450	15%
Aleksander Nadolski	67	27	0	0	0													94	450	21%
Dariusz Stalmach	0	0	77	90	29													196	450	44%
Kacper Terlecki	0	0	13	30	29													72	450	16%
Dawid Tkacz	0	0	45	13	0													58	450	13%
Wojciech Urbański	33	63	0	0	0													96	450	21%
Mateusz Kowalski	45	45	62	24	20													196	450	44%
Junior Nsangou	78	45	90	66	88													367	450	82%
Kacper Śmiglewski	45	27	28	77	70													247	450	55%


**FACTS**


28 Number of called up players


27 Number of players with minimum 1 game

## KEY

 = Matches played full time

 = Minutes played in starting line up

 = Minutes played off bench

 **T= Total time (minutes) played**

TT= Total time (minutes)

T%= Percentage of time (minutes) played